


CONNECT THE EQUIPMENT

Use a pencil to draw a line from the pictures on the left to the correct statement that goes with that piece of equipment.



is attached to a tractor to transport grain




used for a variety of farm jobs including feeding animals and planting crops



harvests corn, soybeans, wheat, and more



sprays large fields to kill weeds when the crops get too large for a sprayer



gathers cut grass and bundles it into small squares, large square bales, or round bales to feed animals

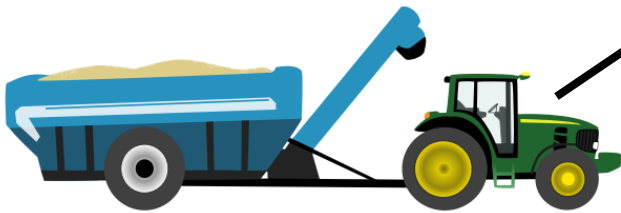
Answer Key

CONNECT THE EQUIPMENT

Use the pictures below to draw a line to the correct statement that goes with that piece of equipment.



is attached to a tractor to transport grain




used for a variety of farm jobs including feeding animals and planting crops



harvests corn, soybeans, wheat, and more



sprays large fields to kill weeds when the crops get too large for a sprayer



gathers cut grass and bundles it into small or large square bales, or round bales to feed animals